

Welcome to our
sewing event.
We are happy to
meet students and
teachers from
different countries.
Have fun!



Friday the 22nd of May, 13.30 Brussels time
Join us online:


<https://indagymnasium.adobeconnect.com/rsmw0thxn0sg/>



Prepare your materials:

- you can sew by hand, but a machine would be better
- cut out the pieces of cotton: 34 x 19, and two pieces 52x3,5

Fold and iron the
cotton in the middle

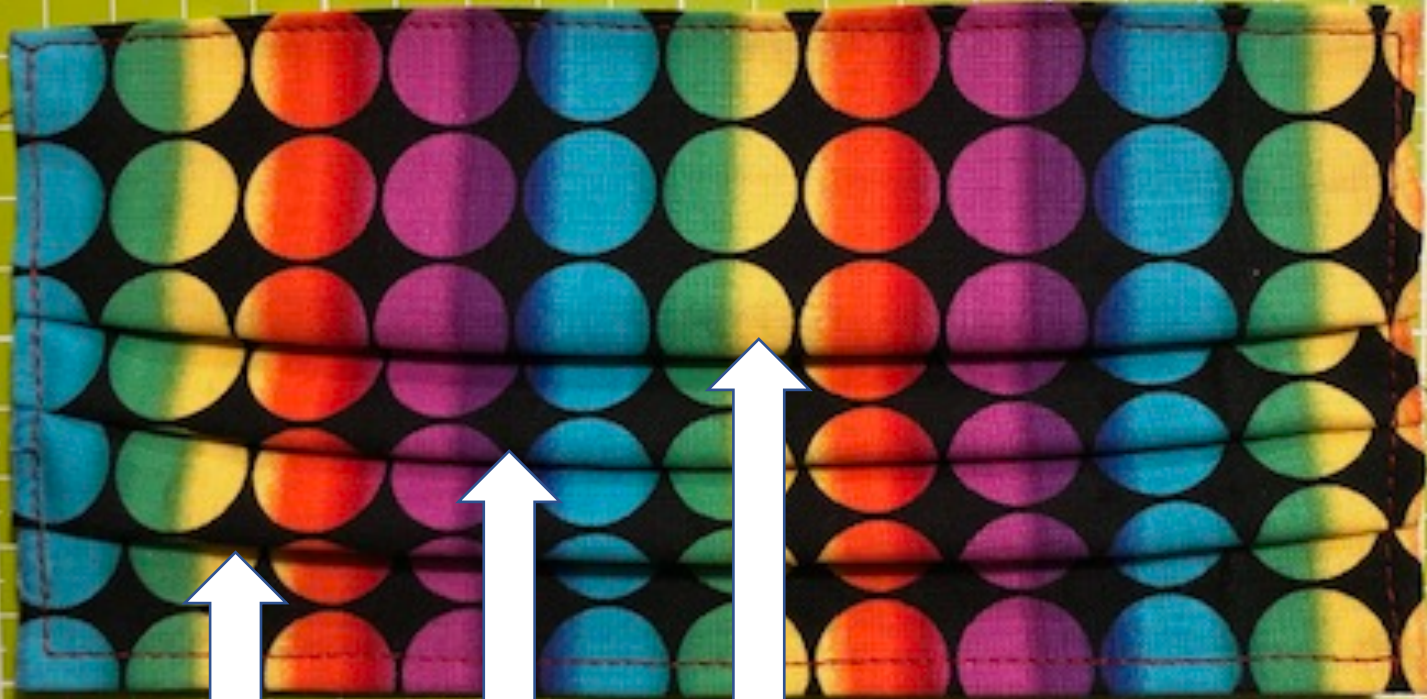




- Fold and iron it
- sew two sides
- one side is open

Turn the material





- Fold three pleats
- iron them
- first pleat 3 cm from the edge
- each pleat 1 cm

sew with
large stitches





curl the cotton slightly

Fix it by
sewing






Add the ribbons

Sew the ends of the
ribbons





- fix it with needles or brackets
- sew the ribbons

Sew a small eyelet at one end through which the ribbon fits





Congratulations !

now you have your
individual mask

